

Minutes

Housing, Health & Community Committee Monday, 8th September, 2025

Membership/Attendance

Cllr Dr Barrett (Chair)
Cllr Baldock
Cllr Haigh
Cllr Kendall

Cllr Mrs Pound
Cllr Sankey
Cllr Slade
Cllr Mayo (Vice-Chair)

Apologies

Cllr Mrs Davies (Vice-Chair)

Substitute Present

Cllr Mayo

Members Also Present

Cllr Barber
Cllr Murphy
Cllr Patel
Cllr Rigby

Officers Present

Kim Anderson	- Corporate Manager Communities, Leisure & Health
Carol Burton	- Corporate Manager - Property Services
Lauren Stretch	- Director of Housing
Greg Campbell	- Director - Policy and Delivery
Christopher Houlihan	- On behalf of Axis
Paul Underwood	- Development Director
Dan Humphries	- Everyone Active Area Contract Manager
Amy Wyatt	- Governance and Member Support Officer

LIVE BROADCAST

[Live broadcast to start at 7pm and available for repeated viewing.](#)

132. Apologies for absence

Apologies were received from Cllr Davies and Cllr Mayo is substituting this evening. The Committee agreed that Cllr Mayo would act as Vice-Chair for the duration of the meeting.

133. Declarations of interest

Councillor Barber declared that he is a Committee Member of Long Ridings Resident Association and also on the Committee for the Bishops Hill Action Group.

134. Minutes of the previous meeting

Cllr Sankey highlighted that on item 58 and 59, the recommendations are duplicated for CCTV Fees and Charges and the Brentwood Community Fund. This will be corrected. Cllr Pound asked if there was a representative from tenant's talkback at the meeting. Ms Burton emphasised that both the Chair and Vice Chair were invited but not able to attend.

Subject to these amendments, the minutes of the previous meeting, held on 30th June 2025, were approved as a true record.

135. Chairs Update

The report provided an update to Members on the work undertaken as part of the Committee's terms of reference.

Members agreed to take items 12 and 9 before item 5.

136. Community Governance Review – Initiation of Review and Terms of Reference

The report subsequently proposed that the council conducts a borough-wide Community Governance Review on existing governance arrangements and whether they are fit for purpose and consider whether any new town and parish councils should be established, generally, but also in the context of pending Local Government Reorganisation. Appendix A set out the proposed terms of reference for the review.

Mr Campbell added that the community governance review enables the Council to go out to consultation and to consider areas where there are no parish or town councils. Furthermore, it helps to establish better governance, strengthen relationships and is a process that is undertaken every 10 years. The review would commence on 3rd November and the first consultation would begin on 7th November and run through till January 2026.

Cllr Barrett **MOVED** and Cllr Mayo **SECONDED** the recommendation. A vote was taken by show of hands and it was **RESOLVED UNANIMOUSLY**.

Recommendation:

R1: That a Community Governance Review is conducted as set out in the Terms of Reference at Appendix A.

137. Asset of Community Value - Bishops Hill

The Localism Act 2011 requires local authorities to keep a list of assets (meaning buildings or other land) which are of community value. Once an asset is placed on the list it will usually remain there for five years. A valid nomination has been received from Long Riding Residents Association on 30 July 2025 (Appendix A) in relation Bishops Hill Adult Education Centre and the land as indicated on the attached site plan (Appendix B).

Ms Anderson added that officers have assessed the nomination and can confirm that it meets the requirements as well as two statutory tests therefore the report is supporting the listing of Bishops Hill.

The Chair added a second recommendation as follows:

R2: A letter is written to Essex County Council from the Chair on behalf of the Housing, Health and Communities Committee to express our disappointment on the approach of the closure of Bishops Hill and to request that ECC reconsider using this facility for community use.

Cllr T Barrett **MOVED** and Cllr Mayo **SECONDED** the recommendations. A recorded vote was requested by Cllr Slade and seconded by Cllr Baldock. FOR: Cllrs Barrett, Mayo, Baldock, Haigh, Kendall, Pound, Sankey and Slade. The vote was **RESOLVED UNANIMOUSLY**.

Recommendations

R1: That committee approves listing the land known as Bishops Hill Adult Education Centre, as indicated on the site map in Appendix B of the report, as an Asset of Community Value.

R2: A letter is written to Essex County Council from the Chair on behalf of the Housing, Health and Communities Committee to express our disappointment on the approach of the closure of Bishops Hill and to request that ECC reconsider using this facility for community use.

138. Compliance & Repairs and Maintenance service update

The report provided an update on the housing compliance position and repairs service delivery.

The report is for information only therefore no voting is required.

139. SHDP Options Paper

Members of the Housing, Health and Communities Committee were asked to consider a proposal to deliver the remaining sites within the Strategic Housing Delivery Programme (SHDP).

Cllr Kendall asked how many bedrooms are in the town houses on St Francis Way. Mr Underwood will respond to Cllr Kendall offline.

Cllr T Barrett **MOVED** the recommendations and Cllr Mayo **SECONDED** the recommendations. A vote was taken by show of hands and it was **RESOLVED UNANIMOUSLY**.

Recommendations:

R1: That the proposed Strategic Housing Delivery Programme (SHDP) sites Harewood, Highwood, Sir Francis Way and Ingleton proceed utilising appropriate Building Regulations (2022).

R2: Harewood Road, amend the consented scheme whilst maintaining the integrity of the original design to create a scheme that is more efficient, practicable to build, use and maintain.

R3: Ingleton, submit a new planning application to create a scheme that is more efficient, practicable to build, use and maintain whilst retaining and refurbishing the existing 7 no. bungalows, 6 no. maisonettes, retaining the central car parking area and incorporating a new terrace of houses and new block of 4 apartments and reducing build heights to 2 storeys.

140. Housing Policy Reviews

The report focuses on the review of policies in the housing team including hoarding, management move, fire safety, asbestos and lift safety.

Cllr T Barrett **MOVED** and Cllr Mayo **SECONDED** the recommendation. A vote was taken by show of hands and **RESOLVED UNANIMOUSLY**.

Recommendation:

R1: To approve the draft policies for implementation.

141. Housing Services Formal Complaints Annual Report

The report presented the annual overview of formal complaints received by Housing Services during the 2024/25 financial year. It outlined complaint

volumes, key themes, performance against response targets, and service improvements.

Cllr Barber asked what other local authorities figures looked like. Ms Stretch will respond to Cllr Barber offline.

Cllr T Barrett **MOVED** and Cllr Mayo **SECONDED** the recommendation. A vote was taken by show of hands and it was **RESOLVED UNANIMOUSLY**.

Recommendation:

R1: That the Committee notes the contents of the Housing Services Formal Complaints Annual Report 2024/25 and endorses the continued implementation of the Housing Ombudsman's Complaint Handling Code.

142. Leisure Contract (6 month update) Presentation

Dan Humphries, Everyone Active Area Manager, presented a six month update to the Committee.

This item was for information only therefore no voting was required.

143. Community Safety Partnership Plan 2025/26

Under the Crime & Disorder Act 1998, Community Safety Partnerships (CSP) have a statutory responsibility to work together in formulating and implementing strategies to tackle local crime and disorder in their area and to have in place a Partnership Action Plan setting out their priorities on an annual basis. The Brentwood CSP is made up of the statutory bodies of the Police, Fire and Rescue authority, Health, Probation Service and the Local Authority, who act as the strategic board to approve the CSP Strategy. There are other groups and organisations that attend the CSP meetings and help deliver the plans that include, education, the third sector, businesses, community groups and charities. All play an import part in developing the action plan and help shape the delivery to ensure we can deliver good outcomes for the community in relation to crime reduction and community safety.

Cllr Barber asked a question regarding shoplifters and transport crime at Shenfield Station. Mr Brace emphasised that he will liaise with the police at the next Community Safety Partnership meeting.

Cllr Mayo asked why the Community Safety Partnership Plan does not include a segment on pavement parking and how do we tackle it. Mr Brace added that it is a complicated issue and that the government are reviewing the rules around pavement parking. He added that the Council have no powers for enforcement, unless there are marked lines on the road. Mr Brace also highlighted that there was a town centre task force meeting whereby the Police confirmed that they will intervene if the parking is classed as dangerous

and will raise this as a discussion point at the Community Safety Partnership meeting.

Cllr G Barrett **MOVED** and Cllr Mayo **SECONDED** the recommendation. A vote was taken by show of hands and it was **RESOLVED UNANIMOUSLY**.

Recommendation:

R1: That the Committee endorse the Community Safety Partnership Action Plan for 2025/26 as set out at Appendix B, that details the priorities and actions for the partnership to deliver.

144. 2025-26 Quarter 1 Performance

The report informed members of the performance of the Council at the end of Quarter 1 2025-26 in relation to the Communities and Homes theme of the Council's Corporate Plan, Our Plan, Our Future 2024–2028. The report presented, at Appendix A, the key activities being implemented to deliver the Corporate Plan priority deliverables and corporate projects, along with aligned key performance indicators (Appendix B) and formal complaints (Appendix C) under the A Place to Call Home theme for Quarter 1 2025-26.

Cllr Barrett **MOVED** and Cllr Mayo **SECONDED** the recommendation. A vote was taken by show of hands and it was **RESOLVED UNANIMOUSLY**.

Recommendation:

R1: That Members receive and note the Quarter 1 2025-26 Performance Report, which provides an update on progress to date against the Corporate Plan priority deliverables, corporate projects, key performance indicators and formal complaints for the A Place to Call Home theme.

145. Committee Work Programme

The report set out the work programme for the committee for the municipal year of 2025- 26.

Cllr Barrett **MOVED** and Cllr Mayo **SECONDED** the recommendation. A vote was taken by show of hands and it was **RESOLVED UNANIMOUSLY**.

Recommendation:

R1: The committee notes its current work programme as set out in Appendix A.

The Brentwood Centre & King George's Playing Fields

Page 125



Minute Item 142

Agenda

- Introduction
- Insight
- Usage
- Social Value
- Community
- Events
- Next six month
- Q&A

Page 126



Insights Brentwood

Sporting Champions



Talented athletes on the EA Sporting Champions Scheme 2025 -6 scheme

Total Participation



252,643
Total visits
Drop of
13,716
activity visits
5.1%

Unique users



18,995 unique users.
Taken from Social Value stats

School

Swimming

9 local schools are using pool space for lessons
Approx 507 Education lesson swimmers

Sport For Confidence

88 regular users –
Increase of 12 since
May



320 Attendance since
April 25. Yr on Yr
increase of 98

Swimming



34,813 swimming casual visits

Supported Memberships

5

CARED FOR
JUNIORS
Growth of 2

5

CARERS
EXPERIENCE

30

PARKINSON'S
MEMBERSHIPS

Soft Play & Splash Pad



16,732 visits from April to July 2025

Group Exercise



24,267 visits from Group Exercise users

EVERYONE

everyone ACTIVE




Insights Brentwood

Page 128



Social Value Per Person
£108 +£3



93% of site's team
Live in local areas




30
People on Parkinson Membership getting free access




new
partnerships with local organisations




£2.04M
in social value generated year on year




96.91% of unique users are from Essex, of which 68.99% are from Brentwood postcodes



14 unique Exercise Referral locations in Brentwood



903 Visits from users with a disability



20
Exercise Referrals from April to Aug, up by 15



Demographic Usage Numbers

BAME

		2024	2025		
	Apr to Aug	Brentwo	Brentwo	Variand	% Diff
BAME	Arab	213	226	13	6.1%
BAME	Asian Bangladeshi	153	320	167	109.2%
BAME	Asian Chinese	248	234	-14	-5.6%
BAME	Asian Indian	830	970	140	16.9%
BAME	Asian Pakistani	141	273	132	93.6%
BAME	Asian Other	746	812	66	8.8%
BAME	Black African	525	641	116	22.1%
BAME	Black British	406	491	85	20.9%
BAME	Black Caribbean	96	67	-29	-30.2%
BAME	Black Somali	7	23	16	228.6%
BAME	Black Other	31	105	74	238.7%
BAME	Mixed Multiple Ethnic Groups Other	765	807	42	5.5%
BAME	Mixed Multiple Ethnic Groups White and Asian	327	342	15	4.6%
BAME	Mixed Multiple ethnic groups White Black African	75	294	219	292.0%
BAME	Mixed Multiple Ethnic Groups White Black Caribbean	307	485	178	58.0%
BAME	Other Ethnic Group	4260	4316	56	1.3%
BAME	Other Mixed Background	162	366	204	125.9%
	Prefer Not To Say	1981	2951	970	49.0%
	Turkish	52	134	82	157.7%
	White English Welsh Scottish Northern Irish	34306	38471	4165	12.1%
	White European Other	1405	1615	210	14.9%
	White Gypsy or Irish Traveller	43	8	-35	-81.4%
	White Irish	356	390	34	9.6%
	White Other	1662	1982	320	19.3%
	Unknown	130381	121655	-8726	-6.7%
BAME TOTAL	Total	179478	177978	-1500	-0.8%
BAME TOTAL	BAME Total	9292	10772	1480	15.9%

Age

		2024	2025		
	Apr to Aug	Brentwo	Brentwo	Variand	% Diff
Age	0 to 4	5215	4673	-542	-10.4%
Age	5 to 15	23264	25354	2090	9.0%
Age	16 to 24	14002	12168	-1834	-13.1%
Age	25 to 34	20528	19561	-967	-4.7%
Age	35 to 60	55156	55023	-133	-0.2%
Age	61 to 66	10360	10866	506	4.9%
Age	67 +	13753	14984	1231	9.0%
Age	Unknown	37200	35349	-1851	-5.0%
Age	Total	179478	177978	-1500	-0.8%

Gender

		2024	2025		
	Apr to Aug	Brentwo	Brentwo	Variand	% Diff
Gender	Male	61498	61683	185	0.3%
Gender	Female	81261	81235	-26	0.0%
Gender	Other	59	130	71	120.3%
Gender	Unknown	36660	34930	-1730	-4.7%
Gender	Total	179478	177978	-1500	-0.8%

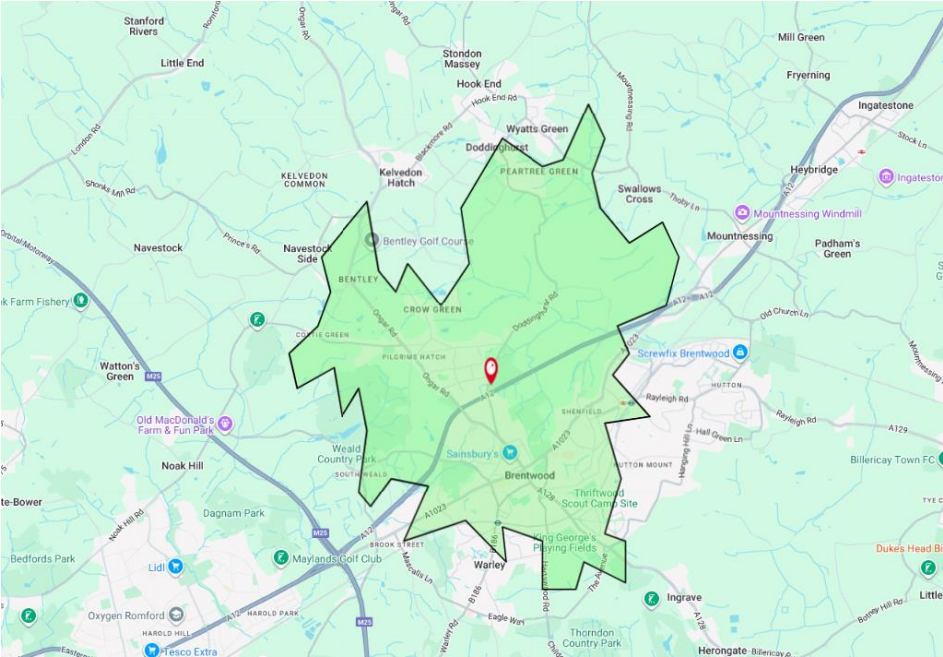
Demographic Unique by location

unique individual users	Column Labels		
Row Labels	King George Playing Field	The Brentwood Centre	Grand Total
Brentwood	20313	127711	148024
Essex	36120	23779	59899
Hertfordshire	616	308	924
Outside	4320	1392	5712
Unknown	37987	97	38084
Grand Total	99356	153287	252643

Post	(All)		
unique individual users	Column Labels		
Row Labels	King George Playing Field	The Brentwood Centre	Grand Total
Brentwood	33.10%	83.37%	68.99%
Essex	58.86%	15.52%	27.92%
Hertfordshire	1.00%	0.20%	0.43%
Outside	7.04%	0.91%	2.66%
Grand Total	100.00%	100.00%	100.00%

Area	Brentwood		
unique individual users	Column Labels		
Row Labels	King George Playing Field	The Brentwood Centre	Grand Total
CM12	8.76%	1.87%	2.82%
CM13	36.25%	22.27%	24.19%
CM14	31.99%	29.17%	29.56%
CM15	23.00%	46.67%	43.42%
CN14	0.01%	0.00%	0.00%
CN15	0.00%	0.01%	0.01%
Grand Total	100.00%	100.00%	100.00%

EVERYONE



Area	Essex		
unique individual users	Column Labels		
Row Labels	King George Playing Field	The Brentwood Centre	Grand Total
RM3	7.20%	15.08%	10.33%
CM4	1.92%	21.03%	9.50%
RM14	5.26%	6.38%	5.70%
RM11	4.84%	4.61%	4.75%
SS15	4.96%	4.07%	4.60%
RM12	4.71%	3.11%	4.08%
CM11	3.10%	4.31%	3.58%
SS16	3.80%	3.12%	3.53%
CM5	1.60%	5.09%	2.99%
CM2	2.46%	3.26%	2.78%
SS17	3.94%	0.89%	2.73%
RM16	3.57%	1.40%	2.71%
RM7	2.32%	2.38%	2.34%

Social Value Calculator

What is Social Value Calculator (SVC)

-1.2. What is the Social Value Calculator (SVC)?

The SVC was developed by 4GLOBAL in partnership with Sheffield Hallam University and Experian in 2015. It is a tool used to monetise the social value created by participation in sport at sport and leisure facilities. The objectives of the tool are to give leisure operators, local authorities, national funding bodies and stakeholders across the sector a way of measuring and evidencing the social value created from investment in sport and physical activity and to make these monetary figures consistent and relative across the sector, thereby allowing benchmarking. The SVC is part of the Datahub project, which is the largest repository for sport and leisure data in the UK. The SVC uses the parameters of the national SROI sport model to establish a value per participant for a sub-set of the outcomes measured in the national model. The tool focuses on social value only, rather than SROI, which requires the addition of input (cost) data. The SVC measures the benefits of sports participation that takes place in facilities only and excludes volunteering. Underpinning the SVC are various assumptions and parameters taken from the national SROI sport model for England.

These are summarised in the next section.

METHODOLOGY

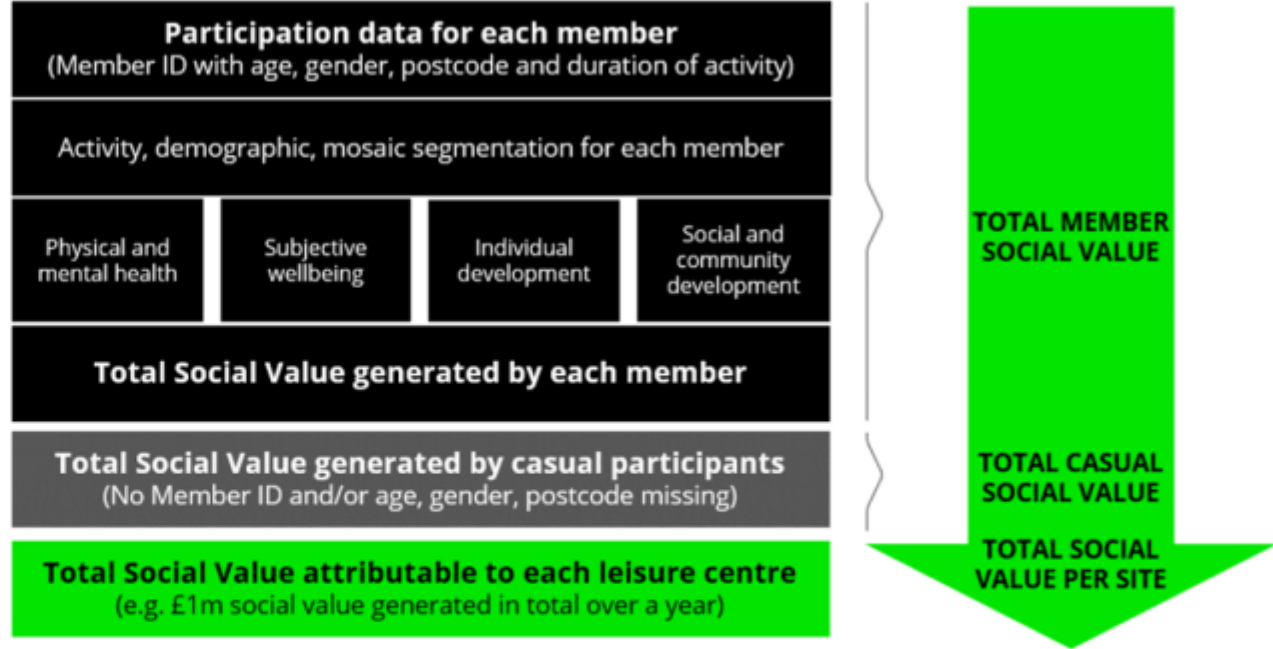
The SVC3 is aligned with the UK Government strategy for sport, Sporting Future - A New Strategy for an Active Nation (2015). Outcomes included in the SVC3 are grouped into four categories as follows: physical and mental health, mental wellbeing, individual development and social and community development. Mental wellbeing in the context of this tool refers to subjective (hedonic) wellbeing



Outcome	Description
Physical and mental health	
CHD / stroke	Reduced risk (participants 16+)
Breast cancer	Reduced risk (female participants 16+)
Colon cancer	Reduced risk (participants 16+)
Type 2 diabetes	Reduced risk (participants 16+)
Hip fractures	Reduced risk (participants 65+)
Back pain	Reduced risk (participants 16+)
Dementia	Reduced risk (participants 16+)
Depression	Reduced risk (participants 16+)
Good health	Reduced medical service usage (GP visits and psychotherapy usage (participants 16+))
Injuries	Increased risk (participants 16+) - this is a negative value in the model
Mental wellbeing	
Subjective wellbeing	Improved life satisfaction (participants 16+)

Outcome	Description
Individual development	
Educational attainment	Improved educational attainment (participants aged 11-18)
Human capital	Enhanced human capital (average additional salary for graduates)
Social and community development	
Crime	Reduced criminal incidences about young males (aged 10-24)
Social capital	Improved social networks, trust and reciprocity

Figure 1 - Application of the social value model for member and casual users of a leisure centre



<https://svc.datahubclub.com/documents/guidance.pdf>

DASHBOARD

The dashboard displays the main Social Value KPIs based on selected filters and the monthly and annual comparisons. The total social value is then broken down into four outcome areas: physical and mental health, subjective wellbeing, individual development and social and community development.

Last refreshed 1 second ago, click the refresh button for the latest data.

ACTIVE FILTER:

Brentwood

CREATE A NEW FILTER

FILTER DETAILS

TOTAL SOCIAL VALUE

£2,042,523

TOTAL SV PARTICIPANTS

18,995

SOCIAL VALUE PER PERSON

£108

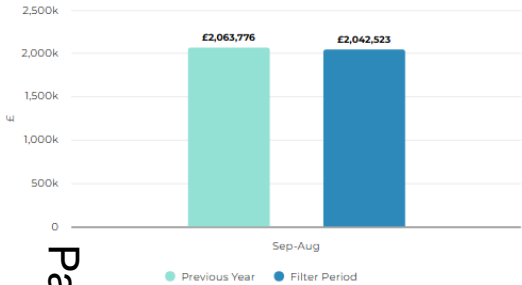
SOCIAL VALUE PER SITE

£1,021,261

YEAR-ON-YEAR COMPARISON

TOTAL SV

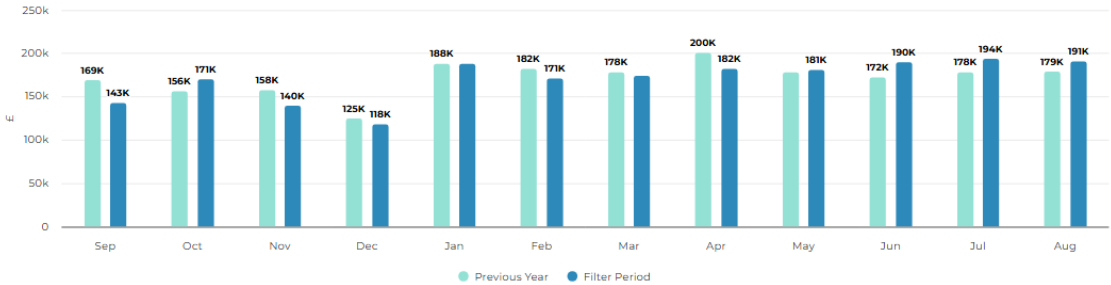
Sep-23 Aug-24 vs Sep-24 Aug-25



MONTH-ON-MONTH COMPARISON

TOTAL SV PER MONTH

Sep-23 Aug-24 vs Sep-24 Aug-25



INDICATORS

PHYSICAL & MENTAL HEALTH

£368,400

SUBJECTIVE WELLBEING

£1,140,820

INDIVIDUAL DEVELOPMENT

£12,539

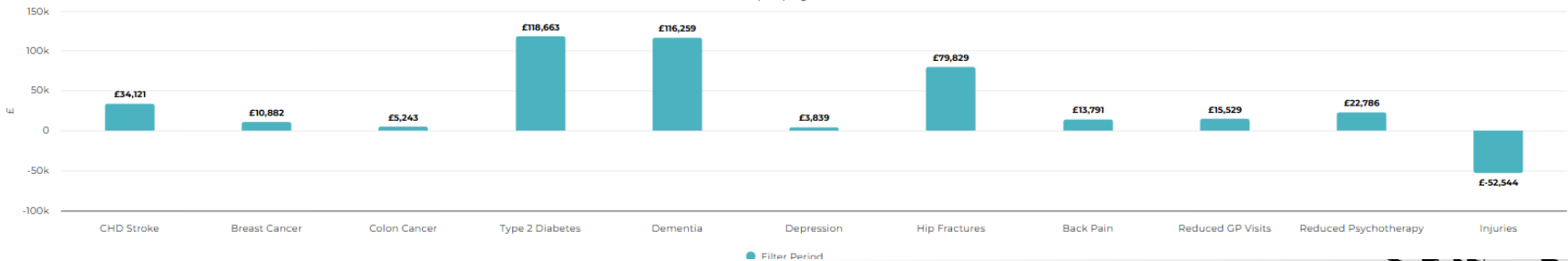
SOCIAL & COMM. DEV.

£520,759

HEALTH INDICATORS

HEALTH INDICATORS

Sep-24 | Aug-25



Moving Communities & Social Value Calculator

Page 133

EVERYONE



everyone ACTIVE



Moving Communities & Social Value Calculator

PEOPLE OUTCOMES

This section focuses on the activity levels of individuals required to generate social value following the WHO guidelines for physical activity. Social value is generated for 'active' participants at the physical activity threshold of 150+ minutes per week of moderate activity. In addition, for health outcomes, social value is generated for 'fairly active' participants (30-149 minutes) based on the reduced risk of developing various health conditions.

① Last refreshed 12 minutes ago, click the refresh button for the latest data. ↻

ACTIVE FILTER:

Brentwood

CREATE A NEW FILTER

FILTER DETAILS

SOCIAL VALUE PARTICIPANTS ①

18,995

PERSON TYPE BREAKDOWN ①

17,365

MEMBER

1,630

CASUAL

ACTIVITY LEVEL BREAKDOWN ①

4,489

ACTIVE

14,506

FAIRLY ACTIVE

SOCIAL VALUE PER PERSON ①

£445

ACTIVE

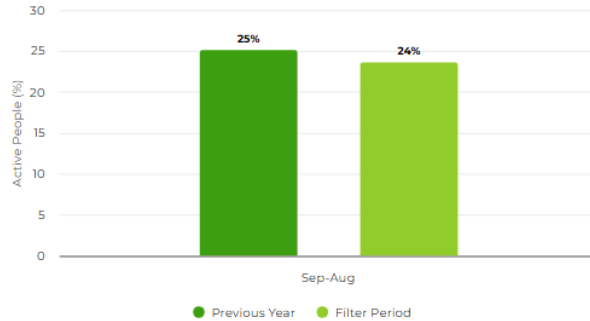
£2.42

FAIRLY ACTIVE

① TOTAL ACTIVE PEOPLE (%)

TOTAL ACTIVE PEOPLE (%)

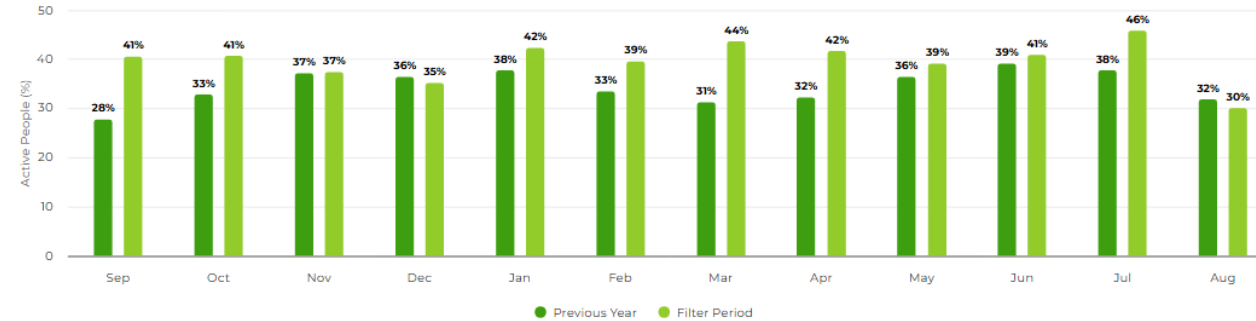
Sep-23 Aug-24 vs Sep-24 Aug-25



① ACTIVE PEOPLE (%) PER MONTH

ACTIVE PEOPLE (%) PER MONTH

Sep-23 Aug-24 vs Sep-24 Aug-25



PHYSICAL & MENTAL HEALTH ①

18,905

SUBJECTIVE WELLBEING ①


4,166

INDIVIDUAL DEVELOPMENT ①

244

SOCIAL & COMM. DEV. ①

4,261



Membership Schemes

Contract	Brentwood												
From what report	Last month's Attrition												
	Column Labels												
Row Labels	P10 - January	P11 - February	P12 - March	P1 - April	P2 - May	P3 - June	P4 - July	P5 - August	P6 - September	P7 - October	P8 - November	P9 - December	
Brentwood Centre													
2024													
Current Total Members	3091	3050	3031	3073	3103	3068	3077	3127	3191	3159	3132	3045	
Total Leavers Attrition	4.88%	6.34%	4.88%	5.21%	4.32%	5.29%	4.95%	4.45%	5.37%	5.33%	5.82%	5.36%	
2025													
Current Total Members	3156	3117	3141	3160	3117	3125	3121						
Total Leavers Attrition	5.21%	5.83%	4.39%	4.62%	5.70%	5.13%	4.86%						

Page 13

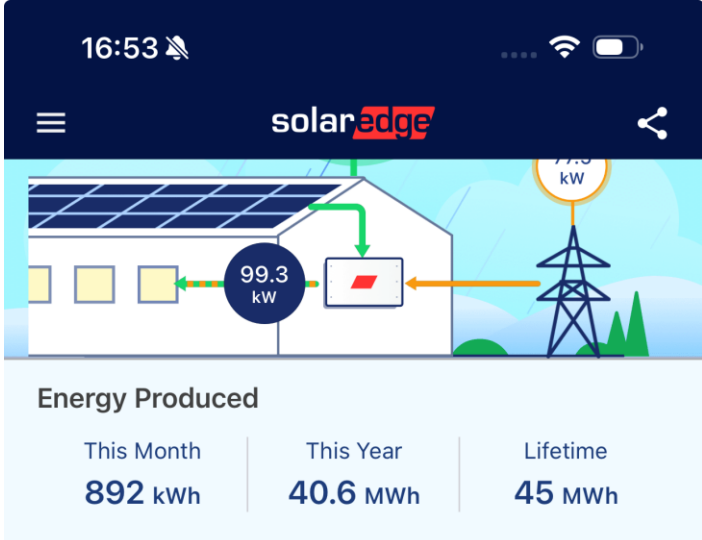
Contract	Brentwood			
Year	2025			
From what report	Swim Viability			
Average of Unit	Column Labels			
Row Labels	P1 - April	P2 - May	P3 - June	P4 - July
Brentwood Centre				
Total swimmers	1170	1157	1151	1156

The top table shows Fitness membership with the end of July seeing 3,121 members which is an increase from the figures in 2024 of 44 but a slight decline from January 2025

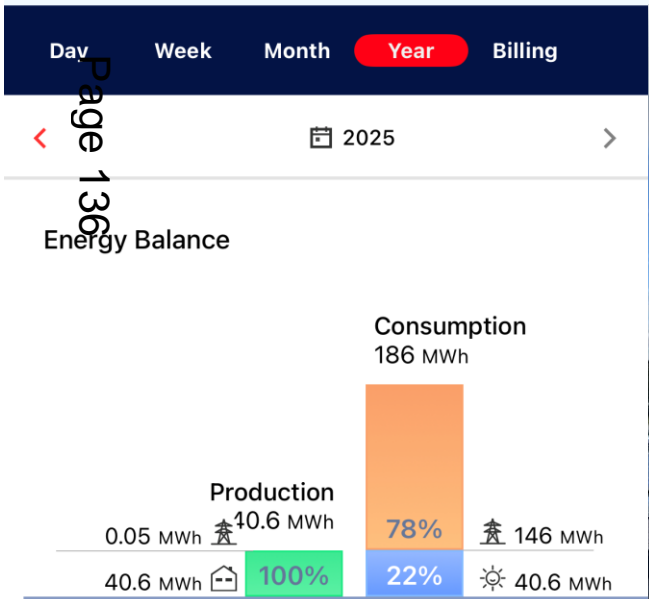
Swimming the data table are only from 2025, historically the swimming scheme in August 2024 1,162 swimmers.

Appendix A





The Brentwood Centre PV Solar generation, commissioned in June, we are seeing approx. 22% of energy consumption coming from PV units



Environmental

Contract	Brentwood																		
		Column Labels																	
Row Labels	P10 - January	P11 - February	P12 - March	P1 - April	P2 - May	P3 - June	P4 - July	P5 - August											
Brentwood Centre																			
PV generation in KWh																			
2024		1030																	
2025			0	0	0	0	7470	16300	14900										
CO2 Savings																			
2025							4184	9131	7199										
Equivalent trees planted																			
2025							253	230	185										

Contract	Brentwood																		
		Column Labels																	
Average of Unit	P10 - January	P11 - February	P12 - March	P1 - April	P2 - May	P3 - June	P4 - July	P5 - August	P6 - September	P7 - October	P8 - November	P9 - December	Grand Total						
Brentwood Centre																			
Recycled %																			
2023					19%	19%	14%	24%	18%	14%	24%	30%	20%						
2024	11%	19%	19%	28%	18%	20%	29%	26%	16%	29%	20%	28%	22%						
2025	18%	14%	11%	19%	20%	20%	17%						17%						
Landfill diversion%																			
2023					100%	100%	100%	100%	100%	100%	100%	100%	100%						
2024	100%	100%	100%	100%	100%	100%	100%	100%	100%	100%	100%	100%	100%						
2025	100%	100%	100%	100%	100%	100%	100%	100%	100%	100%	100%	100%	100%						
King George's PF																			
Recycled %																			
2023					25%	38%	28%	33%	31%	28%	42%	30%	32%						
2024	24%	40%	39%	33%	46%	39%	32%	35%	36%	32%	41%	33%	36%						
2025	51%	36%	41%	33%	39%	19%	33%						36%						
Landfill diversion%																			
2023					100%	100%	100%	100%	100%	100%	100%	100%	100%						
2024	100%	100%	100%	100%	100%	100%	100%	100%	100%	100%	100%	100%	100%						
2025	100%	100%	100%	100%	100%	100%	100%	100%	100%	100%	100%	100%	100%						





EVERYONE

REFRESH COMPLETE

COME AND CHECK US OUT

THE BRENTWOOD CENTRE

 **BRENTWOOD BOROUGH COUNCIL**

everyone
ACTIVE



Page 137

EVERYONE

REFRESH COMPLETE

COME AND CHECK US OUT

MOTIVATED TO SUCCEED

THE BRENTWOOD CENTRE

 **BRENTWOOD BOROUGH COUNCIL**

everyone ACTIVE




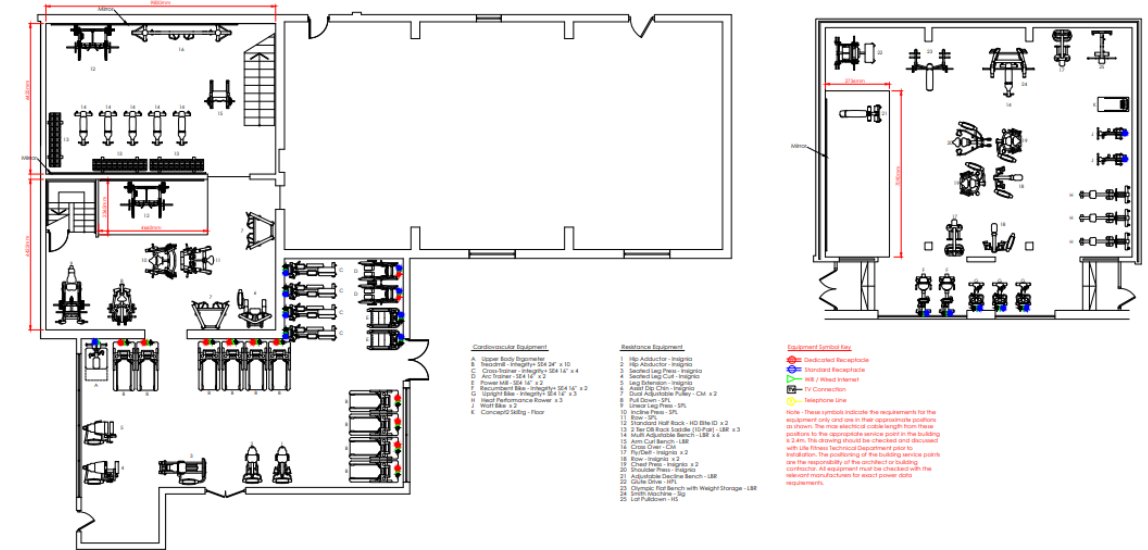
REFRESH COMPLETE
COME AND CHECK US OUT

Join Online today

THE BRENTWOOD CENTRE

 **BRENTWOOD
BOROUGH COUNCIL**

**everyone
ACTIVE**



Brentwood Gym Refresh



Page 138




EVERYONE



everyone **ACTIVE**

Community Health & Wellbeing

Pool Pod installation early 2025



King George's Sensory Room - Hoist



MAKING SENSORY MAGIC ACCESSIBLE FOR EVERYONE

Did you know there's a hoist in our Sensory Room! Our Sensory Room is designed to stimulate and soothe your key senses — a perfect place to relax, explore, and enjoy.

And yes, we've made sure it's accessible too! We've installed a hoist to support those who need a little extra help getting comfortable.

Just a few important notes:

- The hoist must be used by a trained carer only.
- Please bring your own personal sling to use it.

Come and enjoy the magic of the sensory space for just £5.15 — safely and comfortably!

Book now on our app or our website or call us on 01277 598886

King George's Playing Fields
1 Hartwood Pavilion, Brentwood,
Essex, CM13 2FD

King George's Playing Fields
3d · 📍

Get ready for family fun this summer! Our Everyone is Family campaign is kicking off in just one week, bringing incredible £... See more

EVERYONE IS FAMILY



VISIT WWW.EVERYONEACTIVE.COM/FAMILY

👍❤️ 3

EVERYONE IS FAMILY



BOOK NOW on our app or call us on 01268 654510

everyone ACTIVE

👍❤️ Georgia Willis + 2 1 comment 4 shares

Everyone is Family

Throughout the summer family activities for £2 per session for VFM session for potential non users of the centre

	2025			
King George's Playing Fields	No. of Sessions	Total Capacity	Total Bookings	% Occupancy
Soft Play	46	2760	435	15.8%
Tag	66	5280	419	7.9%
The Brentwood Centre				
Badminton	9	144	41	28.5%
Squash	10	20	19	95.0%
Swimming	17	850	132	15.5%

EVERYONE



everyone ACTIVE



everyone ACTIVE MEMBER OF THE MONTH

Andy



My right leg, as a result of various long term injuries is significantly weaker than my left. I have been to many physiotherapists with very little affect.

My positive story started with Blindsight Physiotherapy. Where I was recommended to have Personal Training, enter Eleanor and Brentwood Everyone Active.

At the start Eleanor's attention to detail, ability to listen and to explain was far above anything that I had previously encountered. Results were not immediate but were seen fairly quickly. Follow up sessions involved more education, Eleanor would then adapt her program, more results, I was in a positive spiral. My right leg was getting stronger and stronger.

I am now noticing how having a stronger right leg is improving my everyday mobility, especially going up and down stairs and steps.

On reflection, it has not taken long at all. However, a huge improvement has been made, both physically and how I feel about everyday life. Why has it been so effective? Skills is the answer, not just knowing all the exercised and how the body works, but also listening, adapting, questioning and creating

everyone ACTIVE MEMBER OF THE MONTH



My daughter and I have been coached by Yuliana since January.

Our experience is incredibly positive!

Yuliana is knowledgeable, professional and empathetic. She understands your needs and tailors the program accordingly, she goes into detail so that results show quickly!

She pushes you to go over and beyond and to test your limits.

Session with Yuliana are always challenging and fun too!

I highly recommend her!

EVERYONE SAYS WELL DONE!

EVERYONE



everyone ACTIVE



Events

- Delivered large-scale events to over 100k visitors in 2025
- Worked with promoters such as Matchroom & Live Nation
- 4th Year hosting The English Open Snooker broadcast around the world, over 30 million viewers in 2024 – Puts Brentwood on the map!
- Working with local organisations and businesses such as Brentwood BID and Holiday Inn Brentwood to drive additional visitors and business to the borough
- Varied and diverse programme – attracting customers from all backgrounds and ages.



King George's Playing Fields Community



**Sensory Room
Hoist Fitted,
PR/ribbon cutting
being arranged.**



**Everyone is Family
£2
Soft Play & Ninja TAG
sessions throughout
the summer.**

EVERYONE

 **CALLING ALL LOCAL COMMUNITY GROUPS!**

Are you part of a Knit & Natter, Book Club, Craft Circle, or any other local group looking for a new space to meet?

We'd love to offer **FREE** use of our beautiful Jubilee Suite at King George's Playing Fields **one afternoon** a week from mid-September – as a way to give back to the community and help bring people together ❤️

✨ **Enjoy:**

- ✓ Stunning views across the park
- ✓ Comfortable, modern facilities
- ✓ Onsite cafe and bar with food & drink available to purchase

It's the perfect spot for a relaxed meet-up, a creative session, or just a good old-fashioned chat over tea!

📧 If your group would be interested, drop us a message or get in touch today – we'd love to hear from you!



QUIET & REDUCED CAPACITY SESSIONS

We know that busy play areas aren't for everyone...

That's why we're trialling Quiet & Reduced Capacity Soft Play and Ninja TAG sessions for children who prefer a calmer, more relaxed atmosphere.

 **When?**
From Tuesday 9th September
Tuesdays | 9:00 – 10:00
Thursdays | 17:00 – 18:00

 **King George's Playing Fields**
These sessions will run at a lower capacity, giving children the chance to play, explore and enjoy at their own pace.

 **Spaces are limited – book via the FREE Everyone Active app.**



This is a trial period, so we'd love to hear your feedback!

**Quiet & Reduced Capacity
Soft Play & TAG sessions
starting on 16th September,
2 sessions per week.**

Advertising free use of the Jubilee Suite for community groups. Home Schooling group booked in. Currently talking to an Open Arts Essex (Mental Health & Wellbeing) group.

FEEDBACK:

That's amazing

Thankyou so much Keeley

Will add those dates to the diary, that's so great for our community to help keep education costs lower

Really appreciate it

Thankyou so much

everyone **ACTIVE**

King George's Playing Fields Upcoming Events....



Future Objectives

- King Georges – Development on community hub theme, focus on more programmed activities.
- Launch of Wellbeing and Senior Programmes at centre's.
- Launch of Community and Neighbour activity programmes
- Target of 50 new referrals to Exercise Referral scheme
- Workforce wellbeing development – starting with BBC

Page 144

