

Brentwood Borough Council

HOME ENERGY CONSERVATION ACT 1995 (AS AMENDED) FURTHER REPORT 2017

1. Introduction

Local authorities have responsibilities under the Home Energy Conservation Act 1995 to improve the energy efficiency of all residential accommodation and to publish a report on their plans to achieve improved energy efficiency by 31 March 2017 (thereafter by 31 March 2019 up to 31 March 2027).

New guidance was published by Department for Business, Energy & Industrial Strategy (BEIS) in January 2017 which outlines how Local Authorities are uniquely placed to assess the needs of their areas and local residents and to act as catalysts for change and recognises local authorities ability to use their position to improve the energy efficiency of homes within the private and public sector in their areas. This means that the format and focus for this HECA report has changed to previous years to incorporate the requirements of this new guidance.

This report is at two levels. Firstly, it sets out the strategic and operational actions being taken through Essex authorities, working collaboratively, to form a pan- Essex Energy Partnership. The purpose of this evolving partnership is to place the County in a favourable position to take advantage of the Energy Company Obligation and any future funding opportunities (ECOt2) to deliver HECA requirements and wider related programmes

Secondly, in the Appendix, it outlines the local actions in Brentwood that have been taking place, or are planned over the next three years.

2. Working in Partnership

With the introduction of Green Deal and Energy Company Obligation (ECO) funding during 2012 it was realised that larger scale arrangements were needed if Essex authorities were to compete effectively for resources. This proposal was taken to the March 2012 meeting of the Essex Chief Executives Association where it was agreed that Essex authorities, unitaries and the County Council should establish a Home Energy Consortium, now known as the Essex Energy Partnership (EEP). Whilst it was not possible to procure ECO Providers for the Essex area, the EEP did sign up to the Kent CC framework, enabling partners to access funding, whilst the framework was in place.

Whilst many of our partners continue to undertake actions (as evidenced in their individual Action Plans, Governments decision to extend ECO funding is central to much of the physical interventions that can be undertaken to housing stock; therefore, Government's final position to extend the current ECO obligation by 18 months with a greater focus on tackling fuel poverty and supporting households on lower incomes is vital in enabling local targets and interventions to be met. In summary the extension will see an increase in the

size of the Affordable Warmth (AW) obligation that focuses on lower income and fuel poor households, a relative reduction in the size of the Carbon Emissions Reduction Obligation (CERO), and the removal the Carbon Saving Communities Obligation (CSCO).

The policy will also:

- Extend the current solid wall minimum requirement (at a reduced level), with suppliers required to insulate the equivalent of around 32,000 additional solid walled homes (21,000 per year);
- Cap the number of qualifying gas boiler replacements delivered at the equivalent of just over 37,000 (25,000 per year);
- Reduce the administrative burden to suppliers and the supply chain, principally through simplified scoring, and the removal of the recommended measures reports under CERO.

3. The Evidence base

The level of information that is held by individual councils varies. Some authorities have very recent stock profiling data that includes information on fuel poverty and areas identified as requiring attention in terms of energy efficiency. Others have general House Condition survey information that can provide a general background only.

For the Social Rented Sector many councils and Registered Providers have current SAP data for their stock, and continuing programmes of energy efficiency measures under 'Decent Homes Plus' or its equivalent

Note: For the purposes of this report, available Essex wide data is used. The sources of information vary, and whilst efforts have been made to correlate data to a consistent date (by year) and methodology, this has not always been possible. As such data displayed in tables/figures should be treated in isolation and not cross-referenced to other data sources.

The following section gives an overview of Essex, and will help put in context the reasoning and need are the actions being undertaken by individual Partners:

3.1 Population

Essex as a whole has a population of 1,797,839 according to the Mid-2016 Lower Layer Super Output Area population estimates for England and Wales 2011 Census; table 1 shows the estimated 2016 population by district/borough/unitary.

Mid-2016 Lower Layer Super Output Area population estimates for England and Wales	
Basildon	183308
Braintree	151970
Brentwood	76749
Castle Point	89338
Chelmsford	173908
Colchester	185050
Epping Forest	131253
Harlow	86135

Maldon	63212
Rochford	85355
Tendring	141153
Uttlesford	86522
Thurrock (Unitary)	165184
South End (Unitary)	178702

Table 1: Mid-2016 Lower Layer Super Output Area population estimates for England and Wales (2011 Census)

3.2 Tenure of housing stock within Essex

As can be seen in table 2, there is a mix in ownership of social housing between LA's. This will be taken into account in the manner in which Action Plans are compiled by Partners.

Lower and Single Tier Authority Data	Local Authority (incl. owned by other LAs)	Private Registered Provider	Other public sector	Private sector	Total
Essex	43,320	46,190	1,450	527,830	618,780
Basildon	10,930	5,750	20	59,420	76,120
Braintree	30	10,430	40	53,280	63,770
Brentwood	2,520	1,030	0	29,130	32,680
Castle Point	1,520	560	0	36,140	38,230
Chelmsford	40	10,050	50	62,880	73,010
Colchester	6,070	4,890	960	65,750	77,670
Epping Forest	6,530	1,760	70	47,000	55,360
Harlow	9,640	1,740	0	25,200	36,580
Maldon	0	2,970	0	24,600	27,560
Rochford	0	2,810	90	32,240	35,140
Tendring	3,210	2,670	0	62,000	67,880
Uttlesford	2,830	1,530	220	30,200	34,780
Southend-on-Sea UA	6,020	3,330	0	70,140	79,480
Thurrock UA	10,100	1,640	0	53,410	65,160

Table 2: Dwelling stock: Number of Dwellings by Tenure and district (England; 2015 ONS)

3.3 Measure of Deprivation

The Index of Multiple Deprivation is part of the Indices of Deprivation. It combines information from seven domain indices (which measure different types or dimensions of deprivation) to produce an overall relative measure of deprivation. Some of the most deprived neighbourhoods (the most deprived one per cent of nearly 33,000 areas in England) are within Essex: six in

Tendring and two in Basildon. Uttlesford is the only local authority in Essex with no areas in the most deprived 20 per cent of England.

The five wards with the highest prevalence of children in low-income families are: Golf Green Tendring (50%), Rush Green Tendring (48.6%), Pier Tendring (42.3%), St Andrew's Colchester (37.1%) and Alton Park Tendring (36.7%) (ECC Website, *Essex Insight JSNA 2016*). Table 3; shows income rather than the index of deprivation, but adds context to the actions chosen by partners in addressing the issues in their specific areas.

Percentage of Households Below 60% of the Median Income; (before housing costs)	
Southend-on-Sea	17.1
Thurrick	16
Basildon	16.1
Braintree	14.3
Brentwood	13
Castle Point	15.6
Chelmsford	13.3
Colchester	15.5
Epping forest	14.1
Harlow	16.5
Maldon	12.7
Rochford	13.5
Tendring	21.1
Uttlesford	12.4
https://www.ons.gov.uk/employmentandlabourmarket/peopleinwork/earningsandworkinghours/datasets/householdsinpovertyestimatesformiddlelayersuperoutputareasinenglandandwales201112	

Table 3: Percentage of Households Below 60% of the Median Income; (before housing costs)

3.4 Fuel Poverty

Upgrading the energy efficiency of homes is also the most sustainable means of tackling fuel poverty. Fuel poor households in Essex are disproportionately concentrated in the least energy efficient homes - more than 21% of fuel poor households live in homes rated Band E or below, compared to just 2% among the wider housing stock. The Government has a statutory target to raise as many fuel poor homes in England as reasonably practicable to energy efficiency Band C by 2030, with interim milestones of as many fuel poor homes in England as reasonably practicable to Band E by 2020 and Band D by 2025.

It should be borne in mind that fuel poverty is an imprecise measure and the definition changed in 2012 as result of the Hills report. 'A household is considered to be fuel poor if: they have required fuel costs that are above

average (the national median level); and, were they to spend that amount, they would be left with a residual income below the official poverty line’.

To put fuel costs into context table 4 shows the average fuel usage and cost for a resident of Essex. It should be noted that those on prepayment meters (usually those with least disposable income) pay more than those able to pay through direct debit. It should be noted that the price of gas, electric and oil have all increased over the period, and the national and international financial situation has affected disposable household income. For these reasons it not a matter under local authority, or even direct household control.

Electric (average usage 3,800 kWh/year) 2015			
Direct Debit		Prepayment	
Unit Cost	Bill	Unit Cost	Bill
14.17	£539	15.70	£597

Gas (average usage 15,000 kWh/year) 2015			
Direct Debit		Prepayment	
Unit Cost	Bill	Unit Cost	Bill
4.52p	£677	5.08p	£762

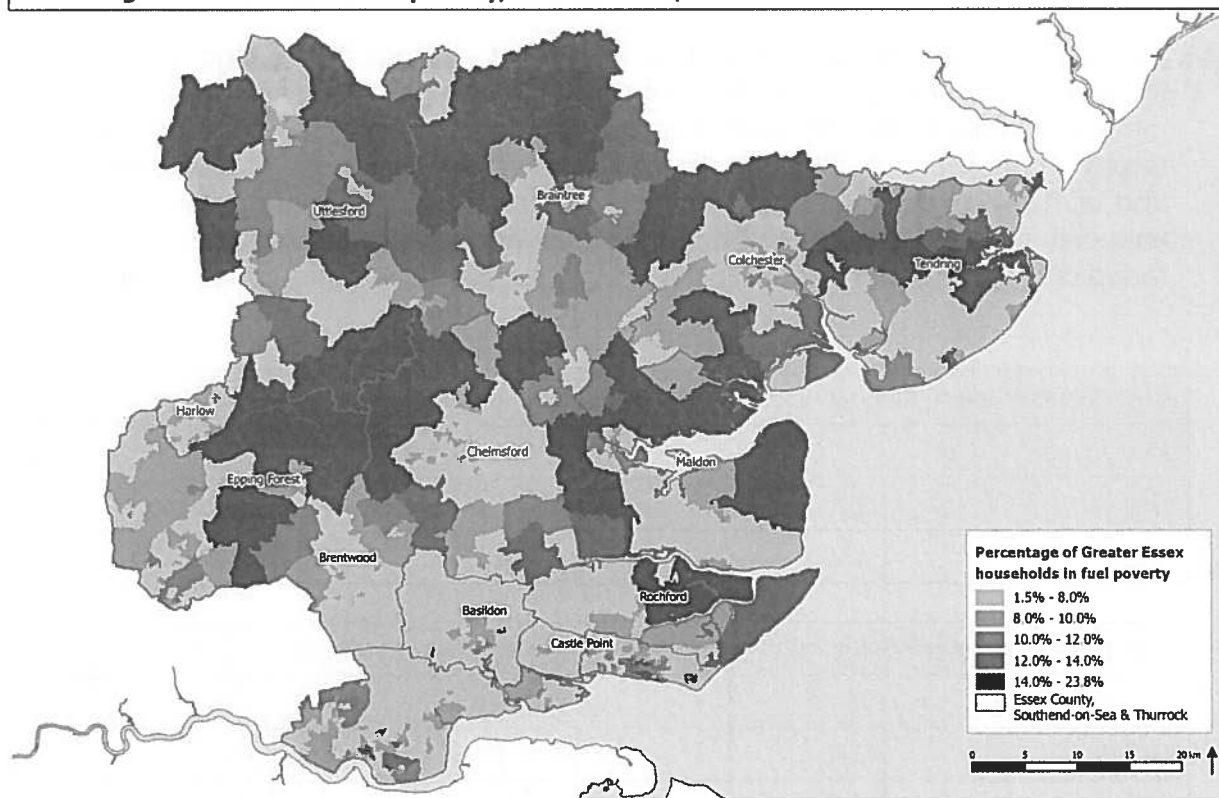
Table 4: 2015 Essex Residents average fuel usage and cost

As a snapshot within Essex:

- 21% of all households living in properties with the lowest energy ratings (E, F or G) are fuel poor.
- This is compared to only 2% of households that live in properties with the highest energy ratings (A, B or C).
- 20% of households in the private rented sector are fuel poor.
- 78% of households in fuel poverty are classed as vulnerable, that is one containing children, the elderly, or someone with a long-term illness or disability. (*DECC, Annual Fuel Poverty Statistics, 2016. England. National Statistics*)

Figure 1 is included to give a visual representation, and table 5 includes the most recent data available.

Percentage of households in fuel poverty, Greater Essex, 2014



© Crown Copyright. All rights reserved. Essex County Council 100019602 2015. Department of Energy & Climate Change, 'Sub-regional Fuel Poverty, 2016'. August 2016

Figure 1: % of Greater Essex households in fuel poverty (2014)

County/LA	Est No of Households	Est, No of Fuel poor	Percentage
Essex	597510	44726	7.5
Basildon	74711	4725	6.3
Braintree	62687	5237	8.4
Brentwood	31462	2196	7.0
Castle Point	37438	2382	6.4
Chelmsford	71553	4906	6.9
Colchester	73643	5766	7.8
Epping Forest	53459	4185	7.8
Harlow	35561	2531	7.1
Maldon	26517	2422	9.1
Rochford	34475	2128	6.2
Tendring	63823	5128	8.0
Uttlesford	32181	3120	9.7

Table 5: Number of Households/Number of Fuel poor in Essex

A major factor which it is anticipated will assist in combatting fuel poverty within Essex is the 'Private Rented Sector Energy Efficiency Regulations'. These regulations, fulfil a duty in the Energy Act 2011, and are designed to improve the energy efficiency of privately rented properties and will mean that:

- From April 2016, residential private landlords will not be able to unreasonably refuse consent to a tenant's request for energy efficiency

improvements where Green Deal finance or subsidies are available to pay for them.

- From April 2018, private domestic and non-domestic landlords will need to ensure that their properties reach at least an E EPC rating, or have installed those improvements that could be funded using available Green Deal finance or subsidies available to pay for them, before granting a tenancy to new or existing tenants.
- These requirements will apply to all private rented properties – including occupied properties – from April 2020 in the domestic sector (and from April 2023 in the non-domestic sector).

Our message will be that by investing in their properties landlords will benefit as they will own more energy efficient properties that should be warmer and more attractive to tenants.

3.4 Solid Wall Properties and Gas Connections

Solid Wall Properties: The Centre for Sustainable Energy (CSE) has made available summary information in both map and numerical form for households living in solid walled property. This is made up of data modelled from 2005 Residata (property age) the 2001 English House Condition Survey (wall construction). Whilst this data could be considered dated, solid wall construction was most prevalent up to 1950 – following which construction methods change to cavity – hence the number of solid wall properties will remain fairly consistent.

Figure 2 below shows the information in map form. Overall, there are an estimated 132,000 households living in solid wall properties in Essex. The largest number, are in Southend (28,000), followed by Colchester (17,000), Tendring (14,500) and Braintree (14,000). The highest proportions in percentage terms are in the North and West of the County. Some districts have over 50% solid walled property, with some sub-areas at 75% and over.

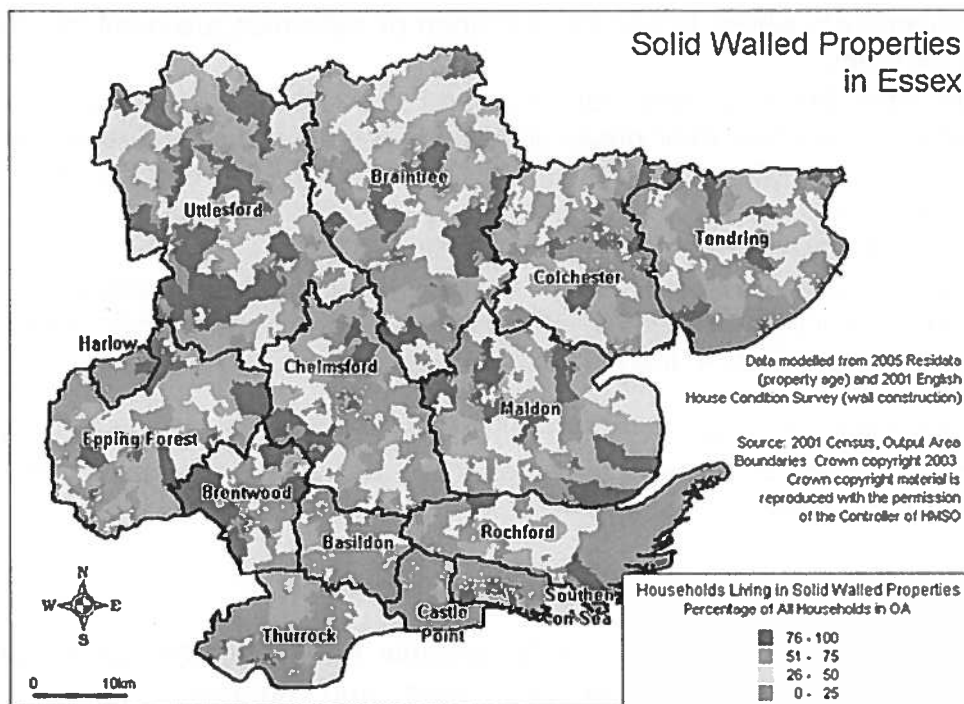


Figure 2: Solid Walled Properties in Essex (Centre for Sustainable Energy)

Off gas properties: It is a known fact that those residents who are off mains gas can end up paying more for their heating needs as they are reliant predominately on electric, oil or LPG, all of which are more expensive when compared to gas. A breakdown of properties not on the gas network as at 2015 is in Table 6.

As at 2015 it is estimated that there are 78,000 households without a domestic gas supply in Essex. In percentage terms the map shows the rural North of Essex with the highest proportion off-gas. Maldon 36%, Uttlesford (24%) and Braintree (23%) have the most in terms of population, with Harlow, in the south, the lowest at 1%.

Broadly, there are still large parts of Essex off –gas.

Local Authority	Estimated number of households not connected to the gas network (thousands)	Estimated percentage
Southend-on-Sea	2	3%
Thurrock	5	9%
Basildon	3	4%
Braintree	14	23%
Brentwood	1	3%
Castle Point	2	4%
Chelmsford	11	15%
Colchester	10	13%
Epping Forest	4	9%

Harlow	0	1%
Maldon	9	36%
Rochford	2	5%
Tendring	7	11%
Uttlesford	8	24%
Essex	78	11%

Table 6: BEIS Sub-national estimates of households not connected to the gas network 2015 Please note that there is no definitive source for the number of households not on the gas grid, so DECC estimates these figures by subtracting the number of domestic gas meters with the number of households as stated in the 2011 census.

3.5 Carbon Dioxide Emissions

The housing stock is responsible for a significant share of the UK's non traded carbon emissions (around 25%), and primary energy consumption (around 27%). Tackling the poor energy efficiency of the housing stock is therefore important in meeting the Government's legally-binding carbon targets. Within Essex carbon emissions for all sectors has reduced: table 7 & figure 3 below shows Essex carbon dioxide emissions by sector for 2014 (this is the most up to date data available). Domestic emissions make up just under one third of the total.

Table 8 shows emissions by local authority, but overall there has been a reduction in the level of emissions throughout the Essex area.

Year	Domestic	All Emissions
2005	3,398	10,090
2010	3,209	9,288
2014	2,642	7,758

Table 7 : Essex CO₂ Emissions 2005, 2010 & 2014 (kt CO₂) (Department of Energy and Climate Change 2014)

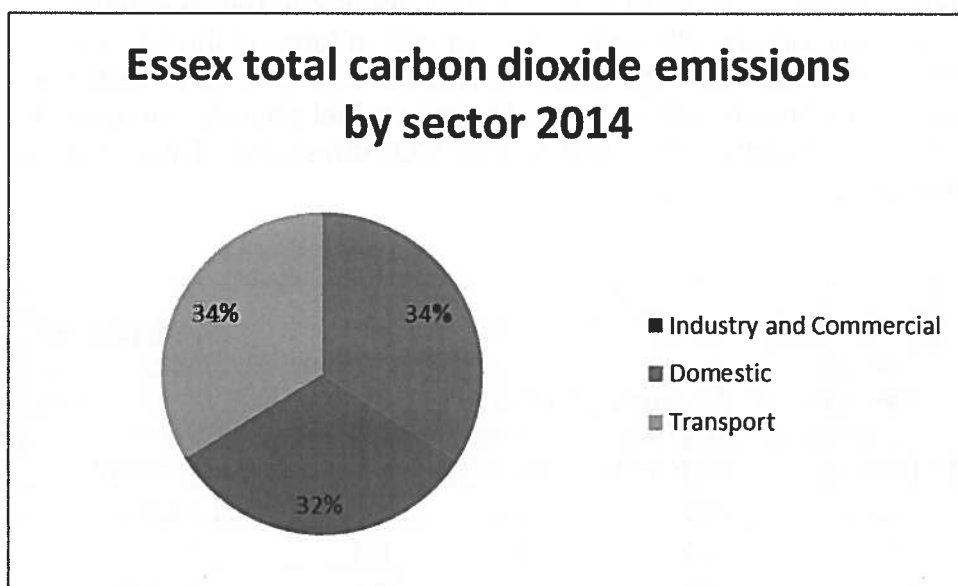


Figure 1 Essex Total carbon dioxide emissions by sector 2014

Local Authority CO ₂ emissions estimates (tonnes CO ₂) 2014				
Local Authority	Industry and Commercial	Domestic	Transport	Total
Basildon	262,700	285,200	290,900	838,800
Braintree	243,200	252,500	352,200	847,900
Brentwood	95,700	150,100	209,500	455,300
Castle Point	58,000	158,200	107,000	323,200
Chelmsford	280,700	296,400	379,600	956,700
Colchester	263,800	293,200	347,400	904,400
Epping Forest	187,500	252,100	189,100	628,700
Harlow	145,100	125,600	79,900	350,600
Maldon	98,900	117,800	83,900	300,600
Rochford	70,200	149,600	103,400	323,200
Southend	184,100	307,600	154,100	645,800
Tendring	184,300	249,400	240,300	674,000
Thurrock	381,100	239,200	311,400	931,700
Uttlesford	187,000	163,200	239,700	589,900
Essex Total	2,642,300	2,493,400	2,622,800	7,758,500

Table 8: Local Authority CO₂ emission estimates (tonnes CO₂)2014
https://www.gov.uk/government/uploads/system/uploads/attachment_data/file/532949/2005-2014_UK_local_authority_and_regional_CO2_emissions_data_tables.xlsx

4. Where do we want to get?

The information above gives an outline of Essex and some baseline data relevant to domestic energy efficiency. It will assist in forming the basis of initial targets for the Essex Energy Partnership offer to funders and partners. It is the aim of all Partners within Essex to reduce fuel poverty, increase the thermal property of housing stock and reduce CO₂ emissions. Table 9 shows the measures undertaken to date:

	Carbon Saving Target (CERO)	Carbon Savings Community (CSCO)	Affordable Warmth (HHCRO)	ECO measures installed	Percentage of ECO measures installed	Households with at least one usual resident	ECO measures per 1,000 households
Basildon	2,390	1,214	795	4,399	0.2	74,891	58.7
Braintree	1,835	147	459	2,441	0.1	63,285	38.6
Brentwood	926	1	189	1,116	0.1	31,490	35.4
Castle Point	1,584	64	743	2,391	0.1	37,149	64.4

Chelmsford	2,329	133	399	2,861	0.1	71,664	39.9
Colchester	2,409	300	702	3,411	0.2	74,498	45.8
Epping Forest	1,785	290	295	2,370	0.1	53,604	44.2
Harlow	1,653	238	294	2,185	0.1	35,465	61.6
Maldon	787	139	200	1,126	0.1	26,466	42.5
Rochford	890	86	378	1,354	0.1	34,345	39.4
Southend	1,428	740	1,114	3,282	0	76,743	42.8
Tendring	2,068	1,101	1,468	4,637	0.2	63,070	73.5
Thurrock	2,701	670	594	3,965	0	64,452	61.5
Uttlesford	677	21	162	860	0	33,234	25.9
Essex Total	23,462	5,144	7,792	36,398	1.8	740,356	48.2

Table 9: ECO measures by ECO obligation by administrative area, up to end September 2016

<https://www.gov.uk/...data/.../Headline HEE tables 19 May FINAL.xlsx>

5. Essex Energy Partnership

The Essex Energy Partnership is a consortium of Essex local authorities of all tiers, and Registered Provider partners. This has now been formalised through respective Cabinets. Its purpose is to procure and deliver Green Deal, Energy Company Obligation funding and related programmes for the residents and businesses of Essex.

All councils in Essex are now involved, both formally and informally, including both Unitaries and Essex County Council. Three Registered Providers are actively working with the consortium.

The main purpose of the partnership is to be in a collective position to develop opportunities, procure delivery partners and procure funding for domestic energy efficiency measures across all tenures.

Following soft market testing in 2013 and the Governments changes in ECO criteria, the Essex Energy Partnership signed a call off agreement with Kent's ECO/Green Deal scheme. Uncertainty of the funding regime resulted in Kent's offer being withdrawn, however Partners have continued to work with local companies still retaining ECO funding. With issues such as fuel poverty and energy security increasing in importance the EEP is expected to play an increasing role in addressing these issues.

6. Summary

The housing stock in Essex offers many opportunities to improve domestic energy efficiency with a profile of older housing, extensive off gas settlements and areas of deprivation. The Local Authorities of Essex have taken a proactive approach in developing the Essex Energy Partnership and are keen to work with an ECO partner to target properties in these areas and address the wider issues of fuel poverty and carbon reduction.

MAIN SOURCES AND REFERENCES

Getting the Measure of Fuel Poverty, Hills, J, CASE Report 72, DECC, March 2012

Joint Strategic Needs Assessments, Essex, Essex Partnership, 2016

Appendix A. Essex Energy Partnership (EEP) Action Plan

Action	Target Date	Completion	Notes	Lead
<p>1</p> <p>Establish an Essex Energy Partnership of District and Unitary Councils, Essex County Council and Registered Providers.</p> <p>ACTIONS</p> <ul style="list-style-type: none"> • Form Partnership. Actions required to re-instate the group as a delivery mechanism • Agree TOR and membership • Agree an action plan • Take forward key actions, through sub groups where required. • Agree a Memorandum of Understanding 	2017	2018	<p>All Essex Councils and 3 Registered Providers now part of group. Amalgamation of historic north and south sub regional energy groups i.e. HEEP and Warm Healthy Homes partnerships</p> <p>The Operational Group has been established and partners bodies have taken responsibility for delivery of the next phases around soft market testing, procurement, specification and the bid/tender process</p>	ECC to start the process in agreement with Partners

Green Deal mechanisms

Evidence base	Action	Target Date	Completion	Notes	Lead
2	<p>Identify opportunities and drivers behind the new Green Deal & ECO MK III. New HECA requirements, ECO eligible households, skills gaps etc.</p> <p>ACTIONS</p> <ul style="list-style-type: none"> Review existing housing / energy information, identify and fill information gaps Review the regions value to a provider and create a costed offer structure 	<p>Oct 2017</p> <p>Oct 2017</p>	<p>March 2018</p> <p>March 2018</p>	<p>A solid evidence base will allow the Partnership to market Essex' potential to Providers, this will improve stakeholder awareness and engagement.</p> <p>Part Done. An additional exercise on an authority/RP basis is now required</p>	<p>To be agreed by Partners</p>
3	<p>Until new ECO funding opportunities are identified there is to be no collective procurement of an ECO Provider(s) for Essex.</p>			<p>Through close engagement with ALEO it is anticipated that visibility of opportunities will be maintained.</p>	

Action	Target Date	Completion	Notes	Lead
<p>4 Develop an EEP communications strategy and 'brand'</p> <p>ACTIONS Without a current ECO offer it is challenging to promote a joint approach such as EEP – however the Energy and Fuel poverty agenda is gaining political traction, which will give Partners the opportunity to re-launch the EEP brand/proposal.</p> <p>Actions would be</p> <ul style="list-style-type: none"> • Establish an EEP ECO brand • Agree key messages to be promoted to internal and external partners and customers • Agree who are key internal and external customers are • Agree and prepare for launch/launch event • Set up dedicated web pages at individual organisation level on providers / installers. Providers/installers to do the same when appointed 	<p>2017</p>	<p>2018</p>	<p>Will raise awareness of Green Deal & ECO. Ensures consistent messaging throughout the Partnership.</p> <p>Required to promote our offers, installers/assessors and advice.</p> <p>Enables inclusion of 'behaviour' information and tailoring to key EEP messages</p>	<p>Communication sub group to be agreed.</p>

Action	Target Date	Completion	Notes	Lead
<p>5</p> <p>Develop an EEP-wide communications programme for 'internal' staff, including training for frontline staff.</p> <p>ACTIONS</p> <ul style="list-style-type: none"> Identify key staff to be updated on Green Deal & ECO Identify departments that deal with householders to promote Green Deal & ECO Ensure Planning departments are fully aware of ECO/Green Deal and that consistent advice is available to residents. Run awareness seminars for key frontline staff and local business within own organisations 			ongoing	Communication Sub Group in partnership with operational group.

Action	Target Date	Completion	Notes	Lead
<p>6</p> <p>Develop and introduce mechanisms for Social Housing Providers to access individual ECO funding at most competitive rates, both pre and prior partner procurement. Brokerage and partner matching</p> <p>ACTIONS</p> <ul style="list-style-type: none"> Consider an Essex Wide Social Housing Day, matching ECO funders, utilities and Social Housing Providers, similar to the recent GLA event 			<p>Opportunities should group become reinstated</p>	<p>Procurement Sub Group in partnership with operational group.</p>
<p>7</p> <p>Establish engagement programme for private landlords.</p> <p>ACTIONS</p> <ul style="list-style-type: none"> Develop a plan for working with private landlords to deliver ECO on a portfolio basis. Contact and work with Essex NLA, RLA and ARLA. Also thorough the various Registration schemes Local landlord Forums 			<p>Will support landlords to make improvements prior to legal obligation in 2018.</p> <p>Will reduce future enforcement burden on districts.</p> <p>Action in private rented sector has been historically limited, ECO should reverse this trend.</p> <p>Allows issues/barriers to be identified early, leaving plenty of time to address them before 2018 deadline</p>	<p>Lead: Operational Group to appoint leads.</p>

Appendix B. Brentwood Council HECA 2017 Action Plan (to compliment the action plan of the Essex Energy Partnership)

Objective	Action	Responsible	Timing	Update
Strategic Commitment				
ECO Essex Energy Partnership	The Council Has signed up as a partner in the Essex Energy Partnership, a Local Authority collective approach to procure delivery partners and ECO funding for domestic energy efficiency measures			
Measures to improve energy efficiency in residential properties				
Access funding under ECO2 to provide measures for low income households	Identify ECO eligible areas and households, provide referrals to delivery partner		ongoing	
Promote uptake of energy efficiency measures through ECO2	Ensure Council communication channels provide appropriate advice and information to householders		Ongoing	
	Work with private and social landlords to raise awareness of funding routes and energy efficiency measures for housing			
Energy advice for residents	Provide advice on oil clubs, fuel switching, reducing fuel bills		Ongoing	
Raise sustainability standards in new homes for energy efficiency and carbon reduction	Request energy efficiency/carbon reduction measures for all new developments via the planning service		Ongoing	

Measures to improve data				
Forge stronger relationships with key partner organisations responsible for health and wellbeing of residents	Develop referral process to enable information to be shared when vulnerable residents are identified to ensure they are able to benefit from ECO2 grants and support and keep landlords informed via the landlord forum.	NHS, Adult Social Care, Public Health Authority, CCG, CAB, Age UK, RCCE, Housing Providers, Parish Councils		
Low carbon economy				
Ensure approach to ECO2 includes local businesses in supply and installation of energy efficiency measures	Essex Energy Partnership Procurement process to engage local businesses	Essex Energy Partnership partners, local business support services		
Local targets				
<p>Complete as many measures as possible with our partners with a focus on solid walls, loft insulation, cavity wall fills.</p> <p>How fuel poor households in Brentwood will be targeted under these schemes(eco) and plans for evaluation:</p> <p>Fuel Poor households become the focus of the next phase of ECO. The extension of the qualifying criteria will increase the number of homes eligible for the Affordable Warmth funding uplift. We will continue to refer those identified as needing assistance to local provider, Aran Services, for property assessment for grant funded works.</p> <p>Aran Services will support the improvement of the energy efficiency of homes across our borough through various campaigns, including borough wide blanket promotion and more targeted works to those homes most likely to be in fuel poverty. We will provide money for top-ups via our Warm Homes scheme for those on low income but who are not on the required benefits to qualify for the Affordable Warmth scheme.</p> <p>Through previous works, areas of 'Room In Roof' properties have been identified; ECO will support potential improvements in these homes. A community engagement programme will allow residents to become aware of this offer.</p> <p>We intend to provide Statement of Intent to support ECO Flex eligibility for various areas across the borough to include fuel poor areas. A Statement to support the referral of residents for improvement via our Warm Homes Programme will allow these residents to benefit from funding uplifts where they fall outside traditional means tested criteria.</p>				

We will provide updated information to Citizens Advice, Job Centre, CVS etc to increase awareness of the assistance available.

Social media will be used more extensively to raise awareness of grant funding for fuel poor homes.

Aran Services provide monthly reports which will allow evaluation of improvements.

Review date: 31st March 2017

Submission of next progress report: 31st March 2018

Signature:

A handwritten signature in black ink, appearing to read 'P. L. Rye', with a long horizontal flourish extending to the right.

Chief Executive, Brentwood Borough Council
31 March 2017

For further information, please contact:
envhealth@brentwood.gov.uk

